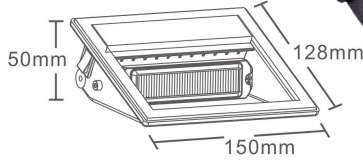


DASH LIGHT INSTRUCTION

Specifications:



- Voltage: DC 12-24V
- LED qty: 6 (Single color) or 12 (Dual color)
- Flash patterns: 26 (Single color), 21 (Dual color)
- Temperature: -30° C to +60° C
- Approval: ECE R10, ECE R65 (Amber&Blue)
- Size: 150mm L × 128mm W × 50mm H



Buttons Details:



*Pattern Selector
*If press more than 5 seconds, product will turn off, when power is reapplied it will resume the previous pattern



Can synchronise with another unit (cable included in package)



Adjust angle

Loose the screw before adjusting angle and tighten after that

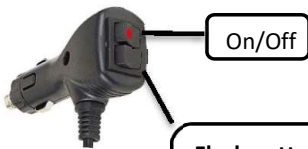
Flash patterns:

Single color

1	Single flash	14	Triple flash - Alternate
2	Single flash - Slow	15	Quad flash - Alternate
3	Double flash	16	Octa flash - Fast - Alternate
4	Double flash - Slow	17	Single flash - split
5	Triple flash	18	Double flash - split
6	Quad flash - Fast	19	Quad flash - split
7	Quad flash - Slow	20	Octa flash - split
8	Octa flash - Fast	21	Single flash - split accelerate
9	Octa flash - Slow	22	Double flash - split accelerate
10	Twelve flash	23	SOS flash
11	Sixteen flash	24	Cycle(1,8,3,9,4,18)
12	Single flash - Alternate	25	Cycle(2,7,9,11,19,21)
13	Double flash - Alternate	26	Steady on

Dual color

1	Single flash	14	Left steady on - Right double flash
2	Single flash - Slow	15	Right steady on - Left double flash
3	Double flash	16	Left single flash - Right single flash
4	Double flash - Slow	17	Left double flash - Right double flash
5	Quint flash	18	Left quint flash - Right quint flash
6	Octa flash	19	Left octa flash - Right octa flash
7	Single flash - Alternate	20	Cycle
8	Double flash - Alternate	21	Steady on
9	Quint flash - Alternate		
10	Octa flash - Alternate		
11	Twelve flash - Alternate		
12	Left steady on - Right single flash		
13	Right steady on - Left single flash		



On/Off

Flash pattern select

.....Less than 1 second for next pattern
.....3 to 5 seconds for previous pattern

With 3 position cigar plug:




Color 1
On/Off
Color 2

Flash pattern select

.....Less than 1 second for next pattern
.....3 to 5 seconds for previous pattern

Installation:



Fix the product by using the velcro strip supplied. Product need to be installed inside vehicle

WARNING

Do not look directly into LEDs while in operation; may cause momentary blindness and/or eye damage.