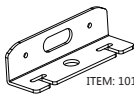
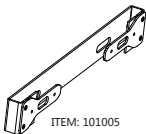


> BRACKER



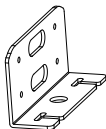
ITEM: 101001



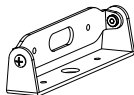
ITEM: 101005



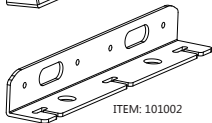
ITEM: 101004



ITEM: 101003



ITEM: 101006



ITEM: 101002

911 SIGNAL[®]

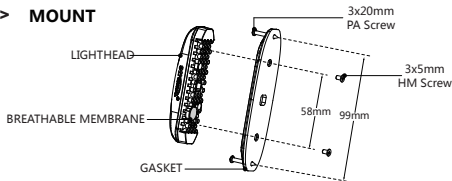
X6 LED Lighthouse
Security Partner
ITEM: 021101

Micro



180° light spread

> MOUNT



> 19 Flash Patterns

- | | |
|--------------------------|---------------------------|
| 1. Random (Default) | 11. Single (All) |
| 2. Single (Split) | 12. Double (All) |
| 3. Double (Split) | 13. Quad (All) |
| 4. Quad (Split) | 14. Quint (All) |
| 5. Quint (Split) | 15. Ultra (All) |
| 6. Ultra (Split) | 16. Single - Quad (All) |
| 7. Single - Quad (Split) | 17. Single - H/L (All) |
| 8. Single - H/L (Split) | 18. Steady 2 (California) |
| 9. Ece R65 Single (All) | 19. Steady 4 (All) |
| 10. Ece R65 Double (All) | |

> WIRING

Wire: **RED** ————
For Power supply to + 12-24DC

Wire: **BLACK** ————
For Ground

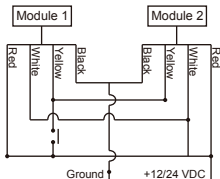
Wire: **YELLOW** ————
For Synchronization & Flash Patterns

Wire: **WHITE** ————
For Simultaneous or Alternating Flash



Note: Yellow-wire connected to Red-wire more than 3 seconds it will reset the flash patterns.

Pattern Synchronization



Pattern Alternately

